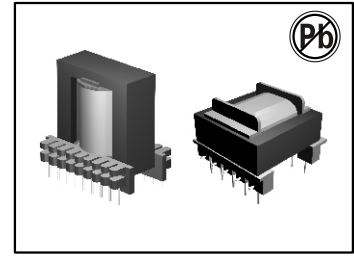


SWITCHING TRANSFORMERS FWPTEE FWPTEI SERIES

8.3~55.0



FEATURES:

- Possessing of high permeability
- High saturation flux density
- Low loss, at 100°C the power loss goes bottom

OPTIONS:

- Bulk packaging is standard
- Custom design available

COMMON APPLICATIONS:

- Drive transformers
- Main transformers
- Smoothing chokes
- General purpose use

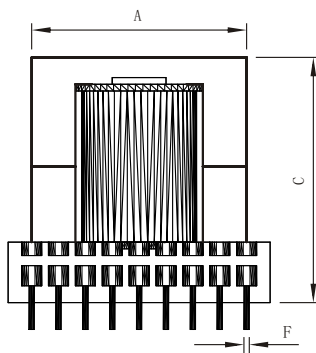
ELECTRICAL CHARACTERISTICS

Part No.	Type	No. of FATE (initial pins)	Dimensions (mm)						Max. output (VA)
			Max	Max	Max	±0.3	±0.5	±0.1	
			A	B	C	D	E	F	
FWPTEI8.3-A	V	6	8.5	8.5	9.0	2.5	6.0	0.5	3
FWPTEE8.3-B	H	6	8.5	8.5	7.0	2.5	6.0	0.5	3
FWPTEE8.3-C	H	4	8.5	9.5	9.0	5.0	6.8	0.5	3
FWPTEI10-A	V	8	10.5	11.0	11.0	2.5	8.0	0.5	5
FWPTEI10-B	H	8	11.0	13.0	10.5	2.5	10.5	0.5	5
FWPTEI10-C	H	4	10.0	9.5	10.0	5.0	6.8	0.5	5
FWPTEI12.5-A	V	10	13.0	13.0	10.0	2.5	7.5	0.6	8
FWPTEE12-A	H	4	12.5	11.0	12.5	8.0	9.0	0.6	8
FWPTEE13-A	V	10	13.5	13.0	12.0	2.5	8.7	0.6	9
FWPTEE14-A	V	6	14.5	14.5	13.0	3.5	11.0	0.6	15
FWPTEE16-A	V	6	16.5	13.5	13.0	3.0	9.0	0.6	25
FWPTEE16-B	H	8	16.5	14.5	15.0	3.0	11.0	0.6	25
FWPTEE16-C	H	8	16.5	14.5	15.0	3.5	12.0	0.6	25
FWPTEE16-D	V	10	16.5	13.5	14.5	3.25	10.5	0.6	25
FWPTEE16-F	H	10	16.5	19.0	14.0	3.2	15.5	0.8	25
FWPTEEL16-A	V	10	22.0	16.5	30.0	4.0	10.3	0.6	25
FWPTEE19-A	V	6	20.0	18.0	18.0	4.1	14.0	0.7	35
FWPTEE19-B	V	6	20.0	16.0	18.0	4.7	11.6	0.6	35
FWPTEE19-C	H	8	20.0	18.0	16.5	3.8/5	12.5	0.7	35
FWPTEEL19-A	V	8	20.0	20.5	32.0	3.8/4.8	15.0	0.8	35
FWPTEEL19-B	H	6	19.5	32.0	13.0	5	24.2	0.8	35
FWPTEEL19-C	V	10	23.0	16.5	32.0	4	10.0	0.8	35
FWPTEE20-A	H	8	20.5	19.0	13.0	5	15.0	0.8	35
FWPTEE22-A	V	10	22.5	16.5	20.0	4	10.2	0.8	45
FWPTEE22-B	V	8	22.5	17.0	20.0	5	12.4	0.8	45
FWPTEE22-C	H	9	22.5	24.5	16.5	3.5/5	17.2	0.8	45
FWPTEE25-A	V	8	25.5	18.0	22.0	5	12.4	0.8	65
FWPTEE25-B	V	10	26.0	20.5	22.0	5	15.2	0.8	65
FWPTEE25-C	H	10	27.0	24.0	24.0	4.0/5	14.6	0.8	65
FWPTEEL25-A	H	14	27.5	33.5	21.0	4.0	27.1	0.8	65

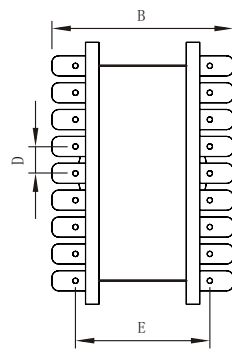
Part No.	Type	No. of FATE (initial pins)	Dimensions (mm)						Max. output (VA)
			Max	Max	Max	±0.3	±0.5	±0.1	
			A	B	C	D	E	F	
FWPTEL25-B	V	14	27.5	21.0	35.0	4.0	15.0	0.8	65
FWPTEE28-A	V	12	29.5	25.0	24.0	5.0	17.5	0.8	100
FWPTEE28-B	V	10	28.5	25.0	35.0	5.0	20.0	0.8	100
FWPTEE28-C	H	8	28.5	25.0	25.0	5.0	17.5	0.8	100
FWPTEE30-A	V	10	31.0	22.0	26.0	5.0	17.6	0.8	155
FWPTEE30-B	V	12	31.0	26.0	26.0	5.0	20.0	0.8	155
FWPTEE30-A	H	10	30.5	30.0	20.5	5.0	25.0	0.8	155
FWPTEE30-B	H	12	30.5	30.0	20.5	5.0	25.0	0.8	155
FWPTEE33-A	V	14	34.0	28.0	30.0	5.0	22.5	0.8	200
FWPTEE33-B	V	12	34.0	28.0	30.0	5.0	22.5	0.8	200
FWPTEE33-C	V	16	39.0	29.0	30.0	5.0	22.5	0.8	200
FWPTEE35-A	H	12	38.0	30.0	26.0	3.8/5.1	22.0	0.8	215
FWPTEE35-B	V	10	35.5	26.0	28.0	5.0	20.0	0.8	215
FWPTEE35-C	V	14	35.5	26.0	28.0	5.0	20.0	0.8	215
FWPTEEL35-A	V	15	36.5	27.5	50.0	5.0	22.5	0.8	215
FWPTEE35-A	V	12	35.5	28.5	29.0	5/7.5	20.0	1.0	215
FWPTEE40-A	V	12	40.5	29.0	32.0	5.0	22.5	0.8	345
FWPTEE40-B	H	12	40.5	37.0	27.0	5.0	28.2	1.0	345
FWPTEE40-C	V	16	42.0	28.0	35.0	5.0	22.5	0.8	345
FWPTEE40-D	H	14	40.5	35.0	29.0	5.0	25.8	0.8	345
FWPTEE42-A	H	16	44.5	42.0	41.5	5.0	34.0	1.0	400
FWPTEE42-B	H	12	47.0	42.0	39.5	5/7.5	33.0	1.0	400
FWPTEE42-C	V	18	46.0	32.5	46.0	5.0	27.5	1.0	400
FWPTEE42-D	V	12	46.0	42.5	37.0	7.4	36.4	1.0	420
FWPTEE42-E	V	12	43.0	40.5	45.0	5.0	32.5	1.0	420
FWPTEE42-F	H	17	43.0	47.0	45.0	2.5/5	37.7	1.0	420
FWPTEE42-G	V	18	46.0	38.0	47.0	5.0	30.0	1.0	420
FWPTEE50-A	V	18	51.0	40.0	40.0	5.0	30.5	1.0	500
FWPTEE55-A	H	20	56.0	55.0	50.5	5/7.5	45.2	1.0	814

Note: The output power is only for forward model and the frequency at 100kHz

PHYSICAL CHARACTERISTICS



Type V



Type H

